

The app that keeps workers moving forward.

Empower helps workers
manage and complete Hiring
Client requirements from the
convenience of their
smartphone.



Are you a worker?

Download the app for free.



Create Your Empower Account

1

Step 1: Create your account

- Your username is your phone number
- Send the verification code as a text message
- Enter and verify code

2

Step 2: Enter your name and contact information

- Enter your personal email for account recovery

3

Step 3: Select your settings

- Opt in for SMS notifications
- Accept Empower Privacy Policy and User Agreement

4

Step 4: Connect with your Contractor Company

- Enter your Employee ISN ID (can be found on your ISN ID card or within your [ISNetworld account](#) under My Profile)
- Accept Company Connections
- View your digital ISN ID card in the app

5

Step 5: Enable biometrics

- Enable Touch ID or Face ID (optional)

6

Step 6: Click on ISN ID Card on Home Page

- Tap **Add to Wallet**
 - *Coming soon to Google Wallet

7

Step 7: View your compliance status for a Hiring Client's jobsite

- Select + Add QuickCheck Card
- Select the Hiring Client and additional options
- View your compliance status for a Hiring Client's jobsite

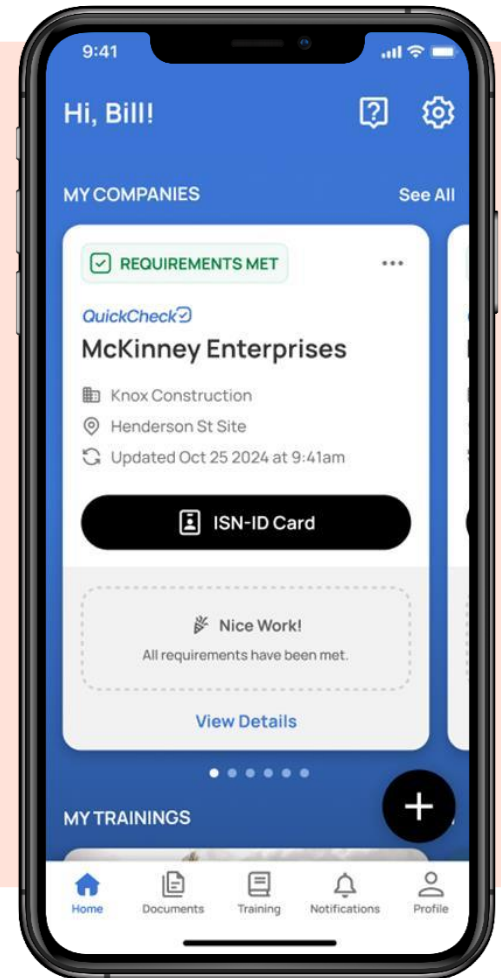
Home Screen

Instantly access your ISN ID card.

View your compliance status for a Hiring Client jobsite with a QuickCheck card.

Access and complete your assigned trainings by selecting Training at the bottom.

Upload and manage documents, certifications, and licenses.



Digital ISN ID Card

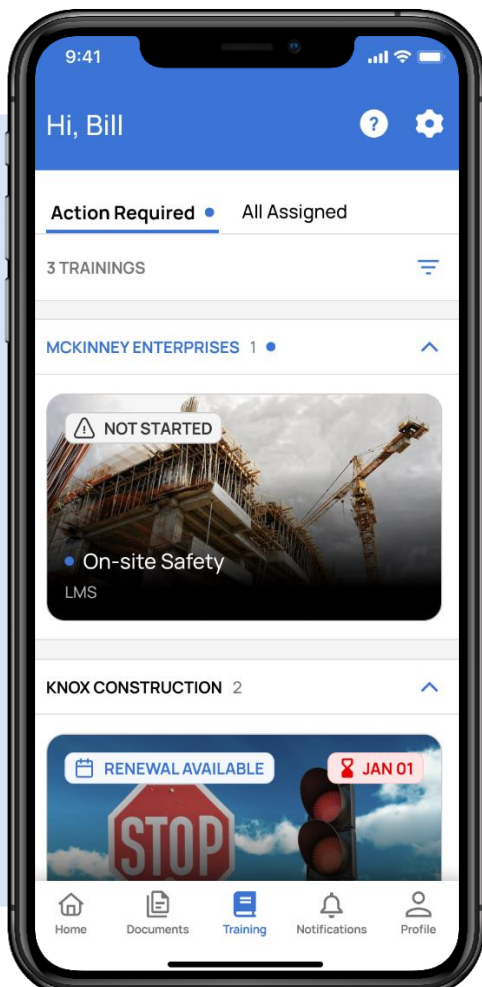
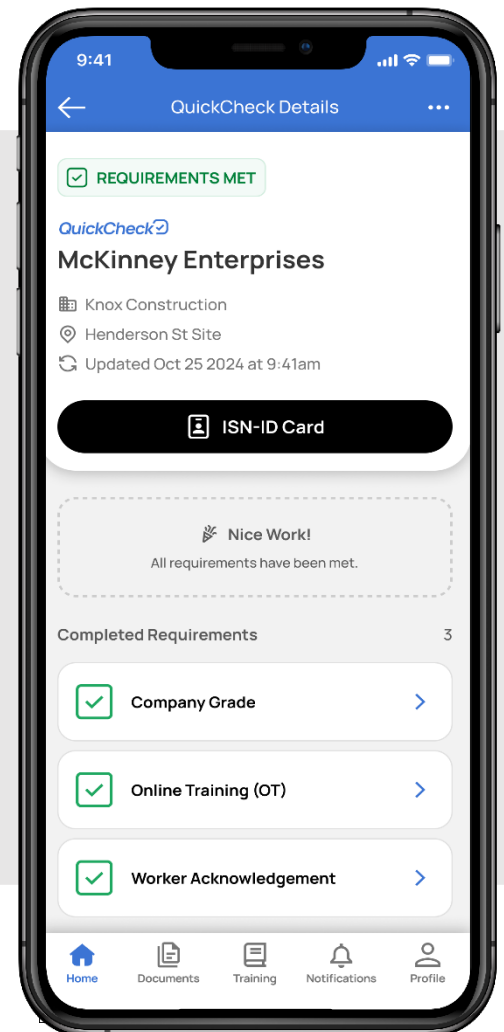
Clients may scan your ISN ID Card at a jobsite to check your compliance status.

Need a photo? Upload and sync your photo to ISNetworld from Empower.

QuickCheck

See Hiring Client jobsite requirements and your compliance status before arriving at the jobsite.

Missing a jobsite? Contact your ISN Company Admin to assign you to the jobsite/project in ISNetworld.



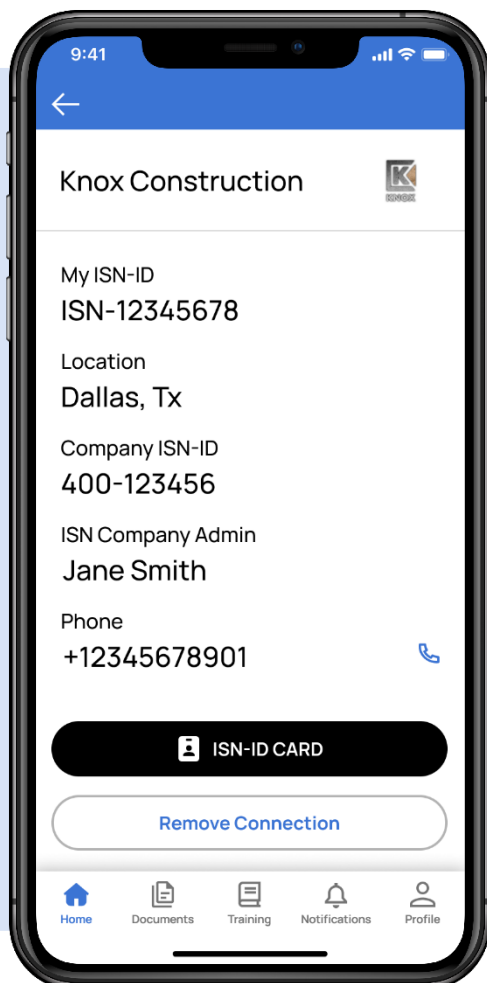
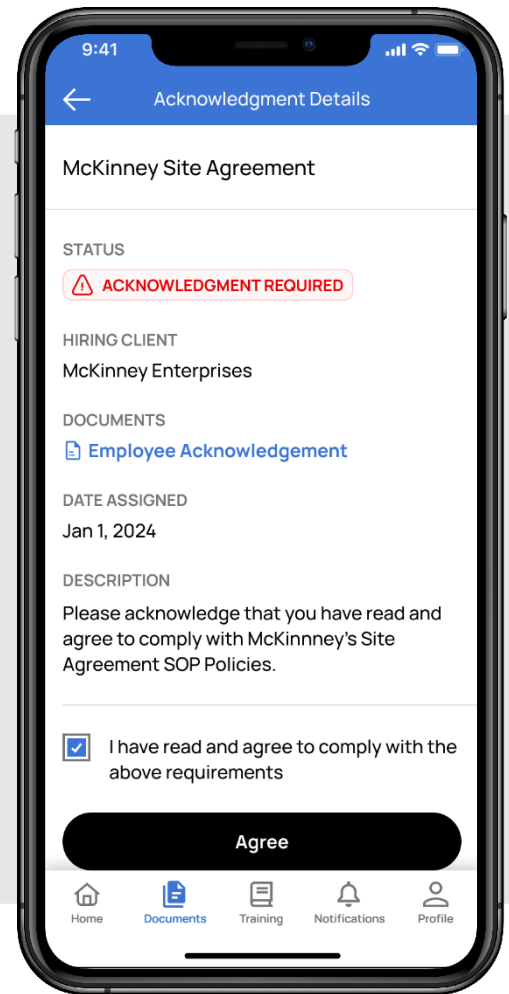
Training

Select Training at the bottom of the Home Screen to access and complete your assigned trainings.

Missing a training? Contact your ISN Company Admin to assign you trainings in ISNetworld.

Worker Acknowledgement

Select Profile at the bottom of the Home Screen to review and acknowledge client requirements.



ISN Company Admin

Your ISN Company Admin's contact info is available in Empower.

On the home page, click the "i" icon next to your company's name to view their contact information for help with trainings, photos or QuickCheck.

Help Menu

Need help? Click the “?” icon in the top right to access the Help Menu and view frequently asked questions.

